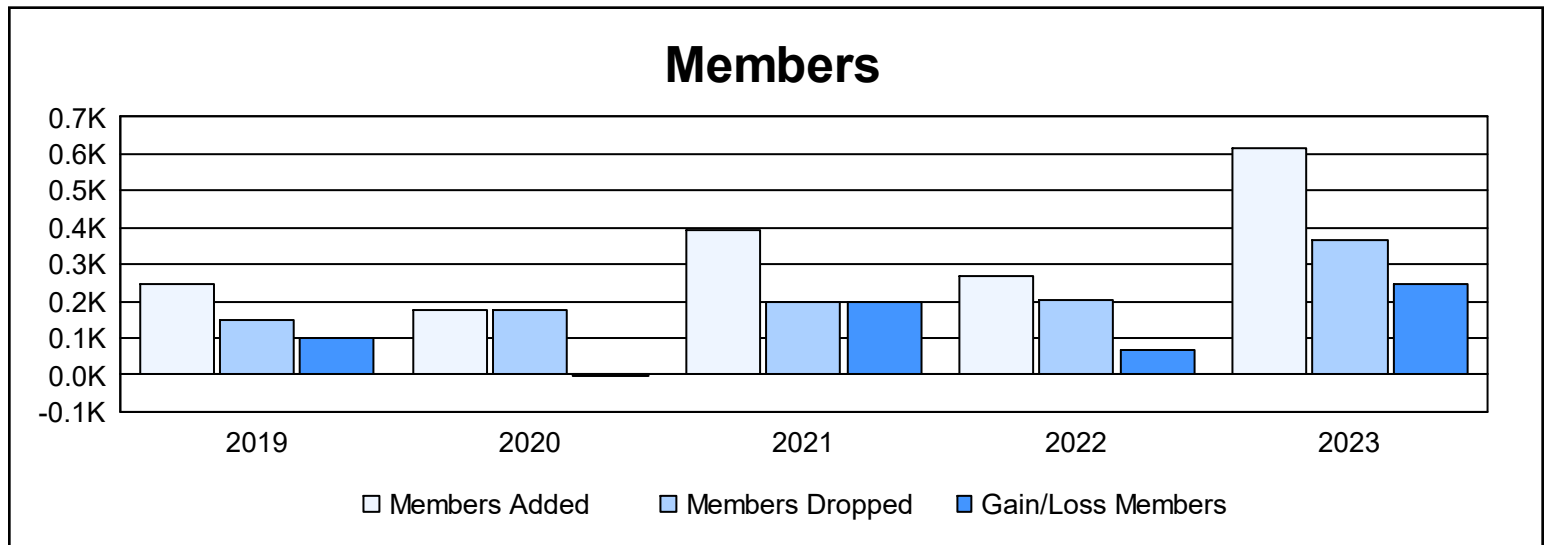
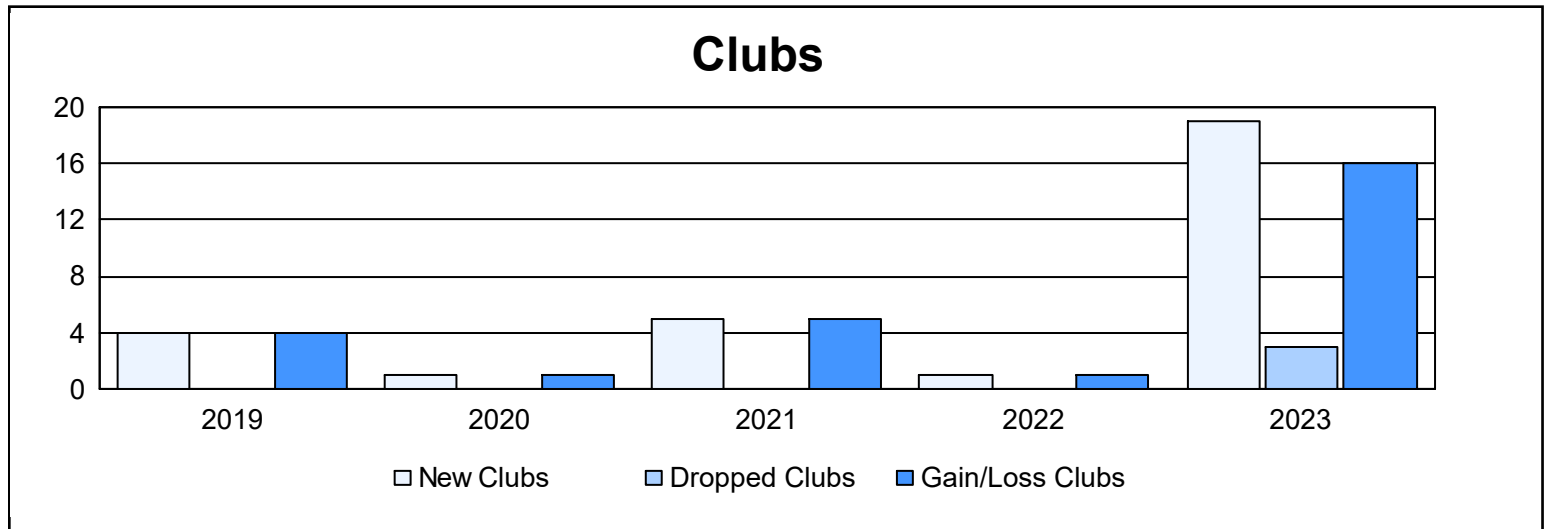
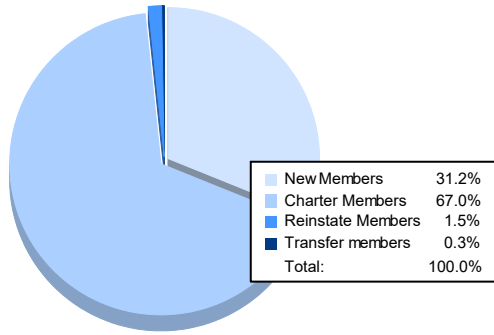


Year	New Clubs	Dropped Clubs	Gain/ Loss Clubs	New Members	Charter Members	Reinstate Members	Transfer Members	Total Member Added	Total Members Dropped	Gain/ Loss Members
2018-2019	4	0	4	129	103	17	0	249	150	99
2019-2020	1	0	1	126	35	11	2	174	175	-1
2020-2021	5	0	5	225	147	22	0	394	199	195
2021-2022	1	0	1	207	45	16	0	268	203	65
2022-2023	19	3	16	191	411	9	2	613	366	247
<b>Average</b>	<b>6</b>	<b>1</b>	<b>5</b>	<b>176</b>	<b>148</b>	<b>15</b>	<b>1</b>	<b>340</b>	<b>219</b>	<b>121</b>



### Membership Composition June 2023 Cumulative



### Gender Composition June 2023 Cumulative

